



Automatic Switchable Duplex

Water Separator / Primary Filter

Flow Ranges: 50 - 630 GPH (189 - 2,384 LPH)

Benefits

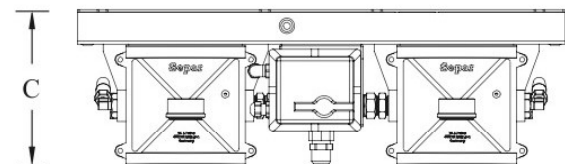
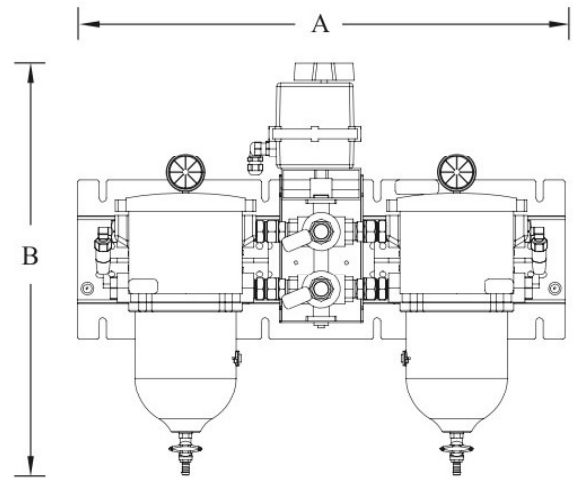
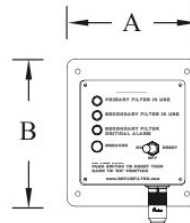
- Automatically switches to secondary filter when primary filter is clogged or water is detected
- 5 Stages of filtration ensures clean, dry fuel
- Low restriction reduces wear on fuel pumps and ensures full RPM's
- Helps prevent expensive fuel system component failure

Features

- Patented Separ filtration with minimal pressure drop
- Unique automated switch-over
- Nema DC controller
- Available in 12v and 24v

Ideal for

- Stand-by power systems
- Rail
- Marine



Drawing dimensions for reference only.
Technical drawings available upon request.

Shown: SWK2000/40UA
* Patent pending

Amp Draw

12v	2 Amps				
24v	4 Amps				
Model	A	B	C	Port	Weight
SWK2000/5/50UA	20" (508mm)	21.77" (553mm)	6.8" (178mm)	1/2" FNPT	29.5 lbs (13.3 kg)
SWK2000/10UA	20" (508mm)	22.95" (583mm)	7.09" (180mm)	3/4" FNPT	36 lbs (16.3 kg)
SWK2000/18UA	27" (686mm)	25.05" (636mm)	8.625" (229mm)	1" FNPT	59.5 lbs (27 kg)
SWK2000/40UA	33.75" (857mm)	32.75" (832mm)	10.875" (276mm)	1" FNPT	92 lbs (41.7 kg)
SWK2000/130UA	Contact us for specifications				
Control box	8" (203mm)	9" (229mm)			